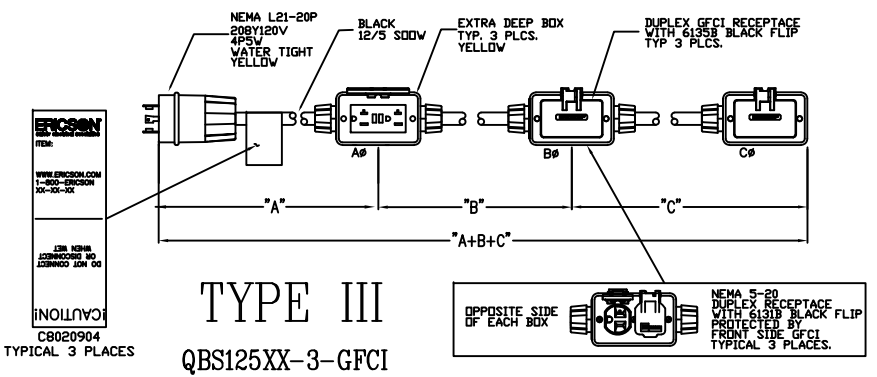
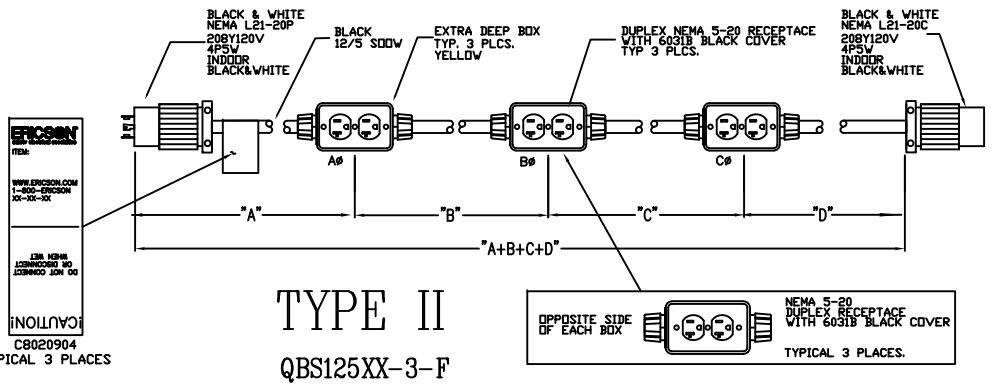


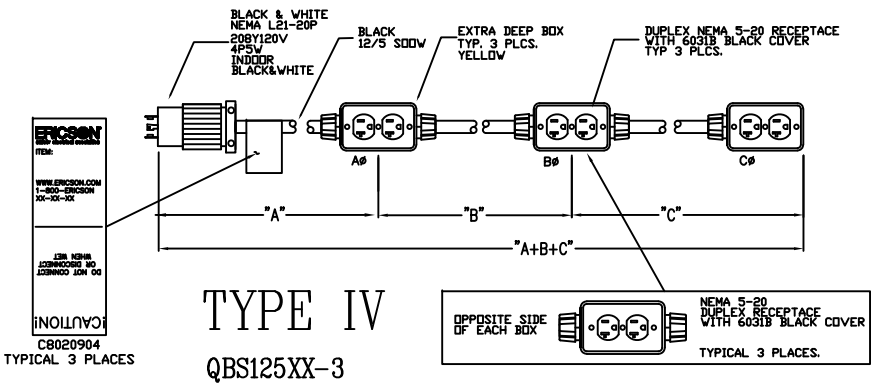
TYPE I
QBS125XX-3-GFCI-F



TYPE III
QBS125XX-3-GFCI



TYPE II
QBS125XX-3-F



TYPE IV
QBS125XX-3

REV	REVISION DESCRIPTION	DATE	BY	CHKD	ECN NO.
A	INITIAL DESIGN				

TOLERANCES
 FRAC. ± 1/64
 .X ± .015
 .XX ± .010
 .XXX ± .005
 ANGLES ± 1°
 UNLESS OTHERWISE SPECIFIED
DO NOT SCALE
 B SIZE

DWG. APPROVALS DATE REV.

 DRAWN **RWH** 5/24/22
 CHK'D _____

ERICSON
 SAFETY IS OUR STANDARD
 ERICSON MANUFACTURING COMPANY
 1-800-ERICSON • www.ericson.com

DWG. TITLE		
QBS125 3-PHASE STRINGERS		
SCALE NTS	PROJ NO. --/--	SHEET 1 OF 2
DWG. UNIT NO. QBS125 FAMILY		REV A

Part Number	Rev	CABLE	# BOXES & COLOR	BOX COVER, FRONT & COLOR	BOX COVER, REAR & COLOR	SPACINGS (ft)				OAL (ft)	PLUG	FEED-THRU CONNECTOR	RECEPTACLE	
						A	B	C	D				FRONT	REAR
TYPE I OUTDOOR GFCI & FEED-THRU														
QBS12530-3-GFCI-F	A	12/5 SOOW, BLACK	(3) 6129 BOXES, YELLOW	6135B FLIP, BLACK	6131B FLIP, BLACK	5	10	10	5	30	C9031672	C9031674	5-20 DPLX GFCI	5-20 DPLX
QBS12560-3-GFCI-F	A	12/5 SOOW, BLACK	(3) 6129 BOXES, YELLOW	6135B FLIP, BLACK	6131B FLIP, BLACK	10	20	20	10	60	C9031672	C9031674	5-20 DPLX GFCI	5-20 DPLX
QBS12550-3-GFCI-F	A	12/5 SOOW, BLACK	(3) 6129 BOXES, YELLOW	6135B FLIP, BLACK	6131B FLIP, BLACK	15	15	15	5	50	C9031672	C9031674	5-20 DPLX GFCI	5-20 DPLX
TYPE II INDOOR FEED-THRU														
QBS12530-3-F	A	12/5 SOOW, BLACK	(3) 6129 BOXES, YELLOW	6031B COVER, BLACK	6031B COVER, BLACK	5	10	10	5	30	C9030103	C9030103-C	5-20 DPLX	5-20 DPLX
QBS12560-3-F	A	12/5 SOOW, BLACK	(3) 6129 BOXES, YELLOW	6031B COVER, BLACK	6031B COVER, BLACK	10	20	20	10	60	C9030103	C9030103-C	5-20 DPLX	5-20 DPLX
QBS12550-3-F	A	12/5 SOOW, BLACK	(3) 6129 BOXES, YELLOW	6031B COVER, BLACK	6031B COVER, BLACK	15	15	15	5	50	C9030103	C9030103-C	5-20 DPLX	5-20 DPLX
TYPE III OUTDOOR GFCI														
QBS12530-3-GFCI	A	12/5 SOOW, BLACK	(3) 6129 BOXES, YELLOW	6135B FLIP, BLACK	6131B FLIP, BLACK	10	10	10		30	C9031672	NONE	5-20 DPLX GFCI	5-20 DPLX
QBS12560-3-GFCI	A	12/5 SOOW, BLACK	(3) 6129 BOXES, YELLOW	6135B FLIP, BLACK	6131B FLIP, BLACK	20	20	20		60	C9031672	NONE	5-20 DPLX GFCI	5-20 DPLX
TYPE IV INDOOR														
QBS12530-3	A	12/5 SOOW, BLACK	(3) 6129 BOXES, YELLOW	6031B COVER, BLACK	6031B COVER, BLACK	10	10	10		30	C9030103	NONE	5-20 DPLX	5-20 DPLX
QBS12560-3	A	12/5 SOOW, BLACK	(3) 6129 BOXES, YELLOW	6031B COVER, BLACK	6031B COVER, BLACK	20	20	20		60	C9030103	NONE	5-20 DPLX	5-20 DPLX

NOTES:

- 1) CABLE TYPE 12/5 SOOW BLACK
- 2) UNITS WITHOUT FLIP COVERS ARE RATED FOR INDOOR USE. DO NOT USE IN STANDING WATER.
- 3) UNITS WITH FLIP COVERS ARE OUTDOOR RATED WITH WATER TIGHT PLUGS & CONNECTORS.
- 4) ELECTRICAL RATINGS: 208Y120V, 20A, 7200W
- 5) TYPE I SCHEMATIC IS MQBS125-3-GF
- 6) TYPE II SCHEMATIC IS MQBS125-3-F
- 7) TYPE III SCHEMATIC IS MQBS125-3-G
- 8) TYPE IV SCHEMATIC IS MQBS125-3
- 9) ALL UNITS MADE OF LISTED / RECOGNIZED COMPONENTS.

REV	REVISION DESCRIPTION	DATE	BY	CHKD	ECH NO.
A	INITIAL DESIGN				

TOLERANCES
 FRAC. ± 1/64
 .X ± .015
 .XX ± .010
 .XXX ± .005
 ANGLES ± 1°
 UNLESS OTHERWISE SPECIFIED
DO NOT SCALE
 B SIZE

DWG. APPROVALS	DATE	REV.
_____	_____	_____
_____	_____	_____
_____	_____	_____

DRAWN RWH DATE 5/24/22
 CHK'D _____



ERICSON
 SAFETY IS OUR STANDARD
 ERICSON MANUFACTURING COMPANY
 1-800-ERICSON • www.ericson.com

DWG. TITLE		
QBS125 3-PHASE STRINGERS		
SCALE NTS	PROJ NO. --/--	SHEET 2 OF 2
DWG. UNIT NO. QBS125 FAMILY		REV A